



Solutions of digital public health systems in Finland

Markku Tervahauta
Director General
23.4.2021

Finnish Institute for Health and Welfare

We promote health and welfare through active stakeholder cooperation



+

Professionals
Specialists
Decision-makers =
Researchers
Legislators

- Population health, functional ability and involvement are improved
- People's ability to take care of their own and their loved ones' welfare is strengthened
- We work to build an equal and sustainable society
- We look after those who are the most disadvantaged

We exert influence in national and international forums

77

expert memberships in different steering groups and advisory bodies

230+

statements on legislative proposals and for parliamentary consultations

100+

international organisations in which we participate and are members

60

EU-funded research and development projects

700

scientific articles in international peer-reviewed journals

30

Academy of Finland research projects

8 million

individual visits to the thl.fi web service

1.3 million

articles and books downloaded from the open Julkari database

9.5 million

API queries in the Sotkanet data bank

We have unique data sets

THL has the most extensive and comprehensive data sets in the social welfare and health care sector. The data gathered by means of population surveys describe such aspects as respondents' lifestyles and service use. Our registers provide data to support the development of social and health services.



DATA

Examples:

1 billion

data entries
in databases

7.5 million

biobank
samples

New openings

- Quality registers
- Possibility of using Kanta patient data
- Utilisation of genetic data

Information sources

- Sotkanet.fi
- Terveystemme.fi
- Database cubes and database reports
- Biobank

Open
data

50 +

years of population
survey data sets

16

social and health
care registers

We offer solutions and support

We support the organisation of services, decision-making and leadership. We offer operating models for health and welfare promotion as well as information for maintaining professionals' competence.



SOLUTIONS AND SUPPORT

Examples:

Comparative data

- Counties' social and health care evaluation reports
- Health promotion in municipalities (TEAviisari)
- Status of Older Person Services survey

Operating models

- FINGER, an operating model for preventing cognitive impairment
- A six-step model of palliative care
- The social welfare and health centre of the future

Information through training and on the web

- Training on record-keeping
- TerveSos events
- National Public Health Days
- 8 million visits to thl.fi

Services for the population

- Nollalinja domestic violence helpline
- Shelters for victims of domestic violence
- Vaccination programme
- Food composition database Fineli

Anticipation of phenomena

- Changes in morbidity and risk factors
- Health and welfare impacts of climate change



We are committed to the UN's Agenda 2030 **sustainable development goals** and promote



”

Thinking fast
and slow is
needed
in decision-
making.

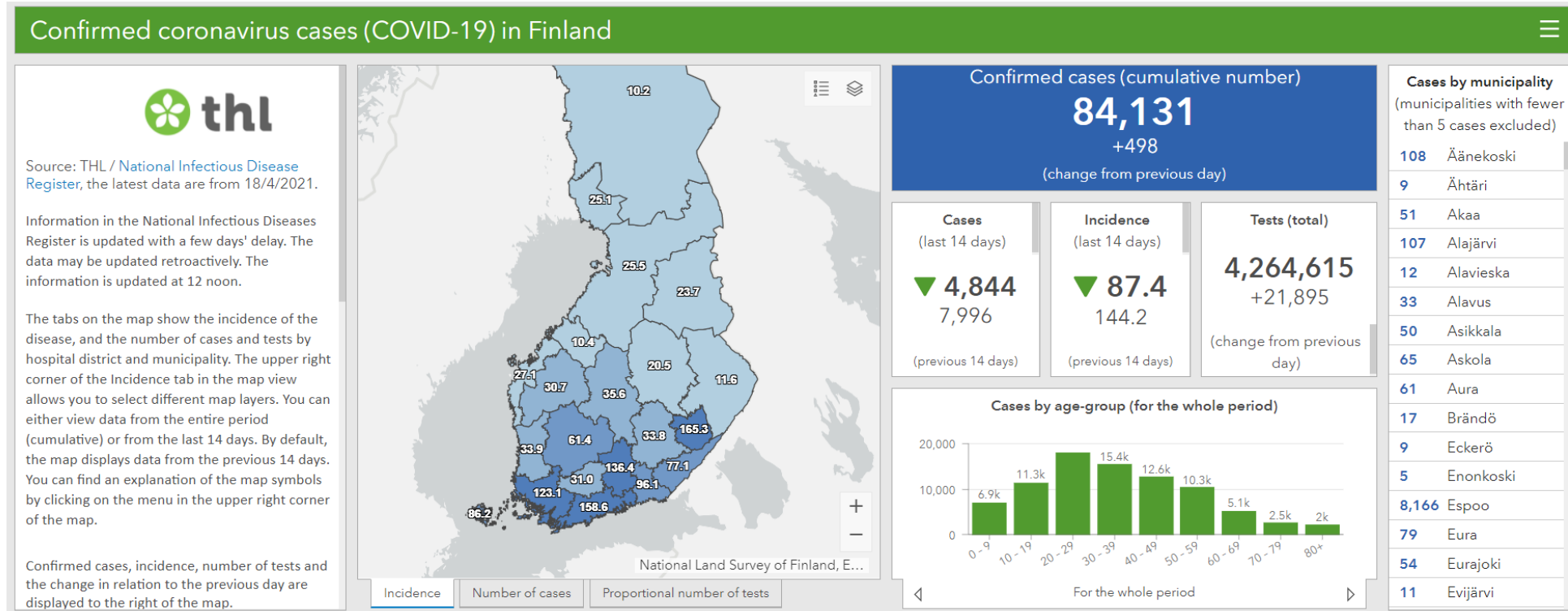
Daniel Kahneman



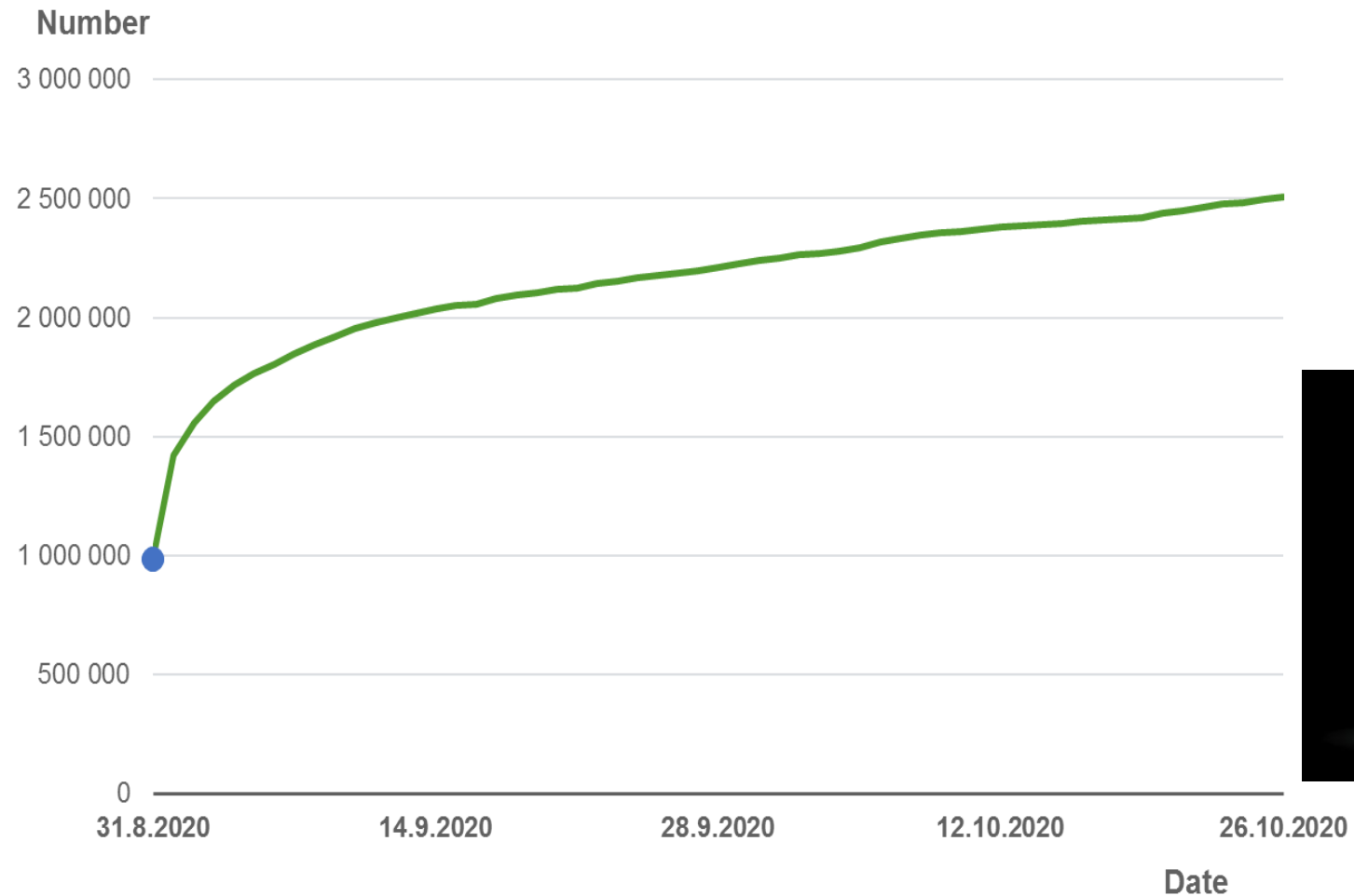
THL serves

We engage in high-quality and effective research and expert work as well as produce information for our stakeholders

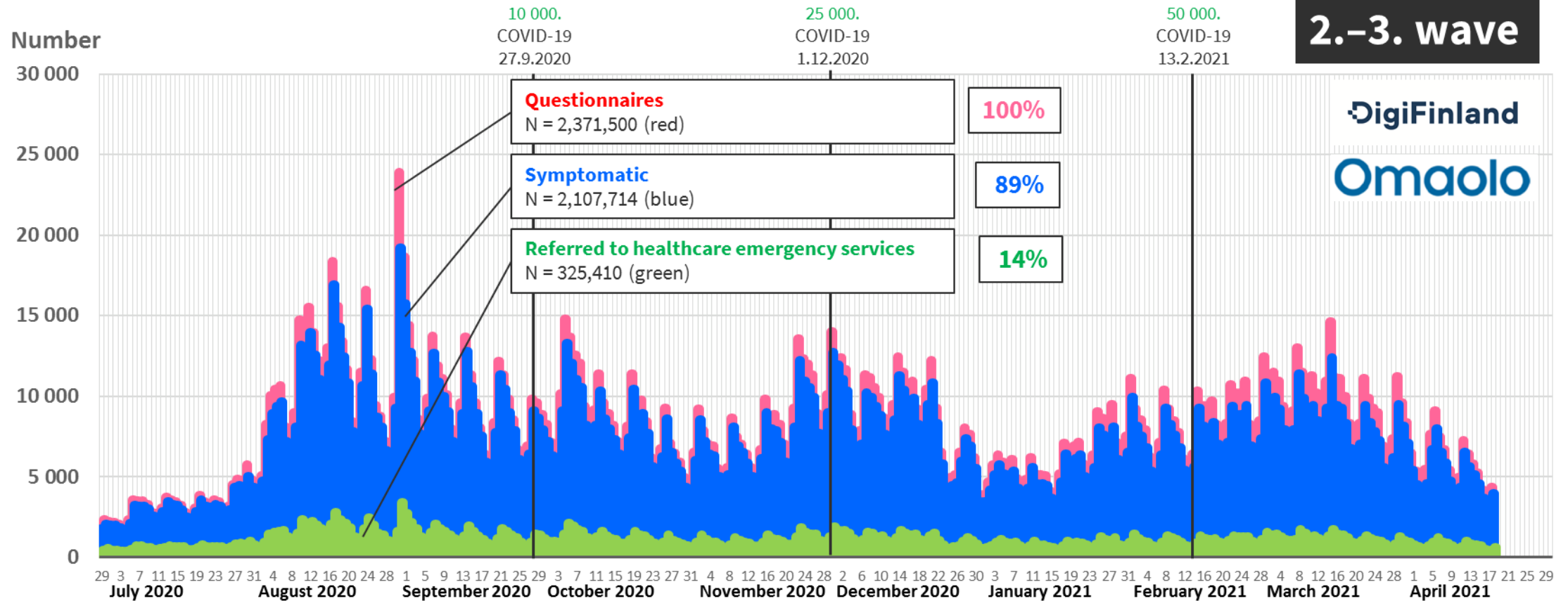
Realtime online reporting of confirmed Covid-19 cases and tests in Finland



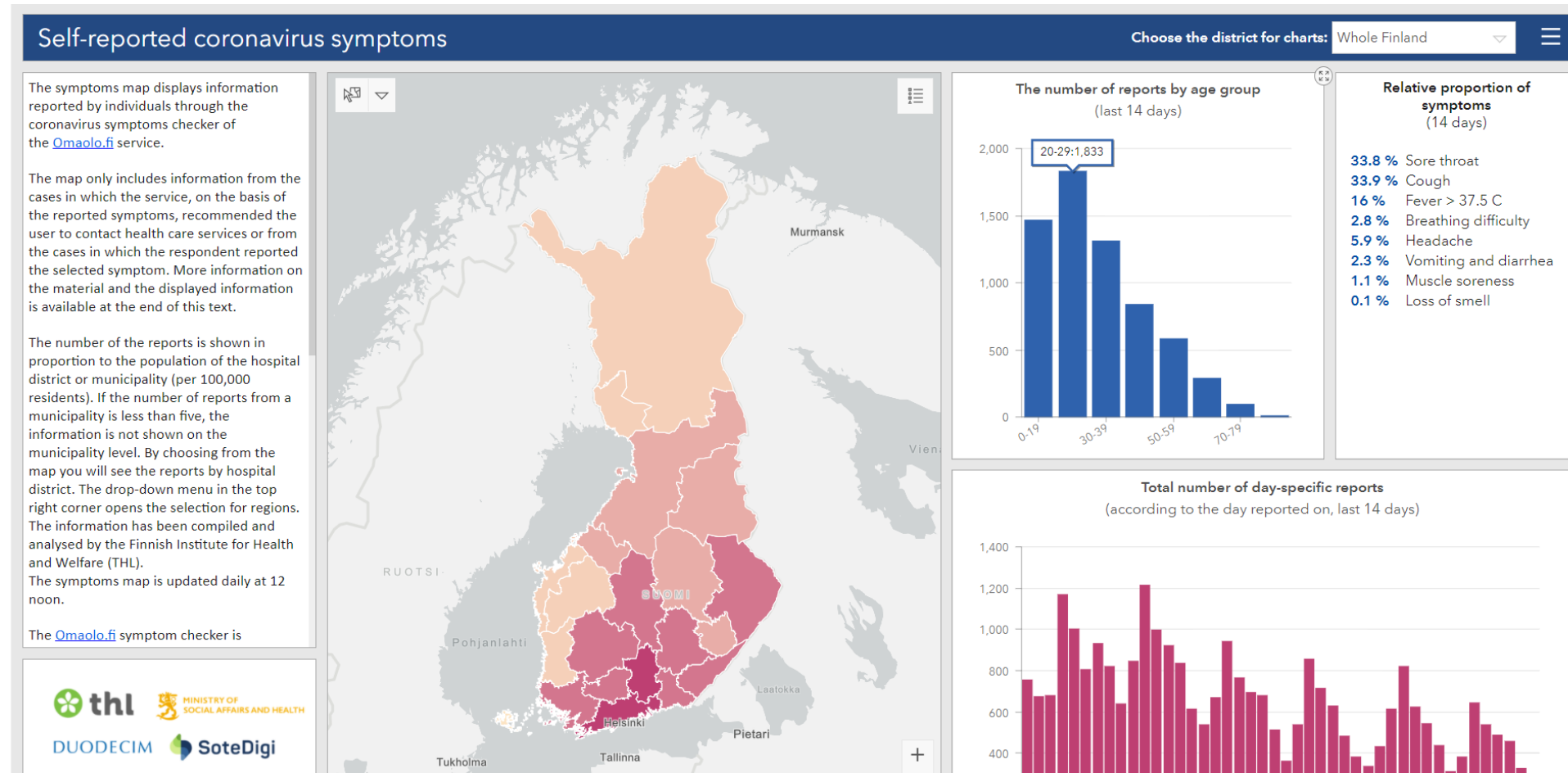
Koronavilkku mobile solution for contact tracing in Finland



Web-based medical device Omaolo Covid-19 symptom self-assessment checker in Finland



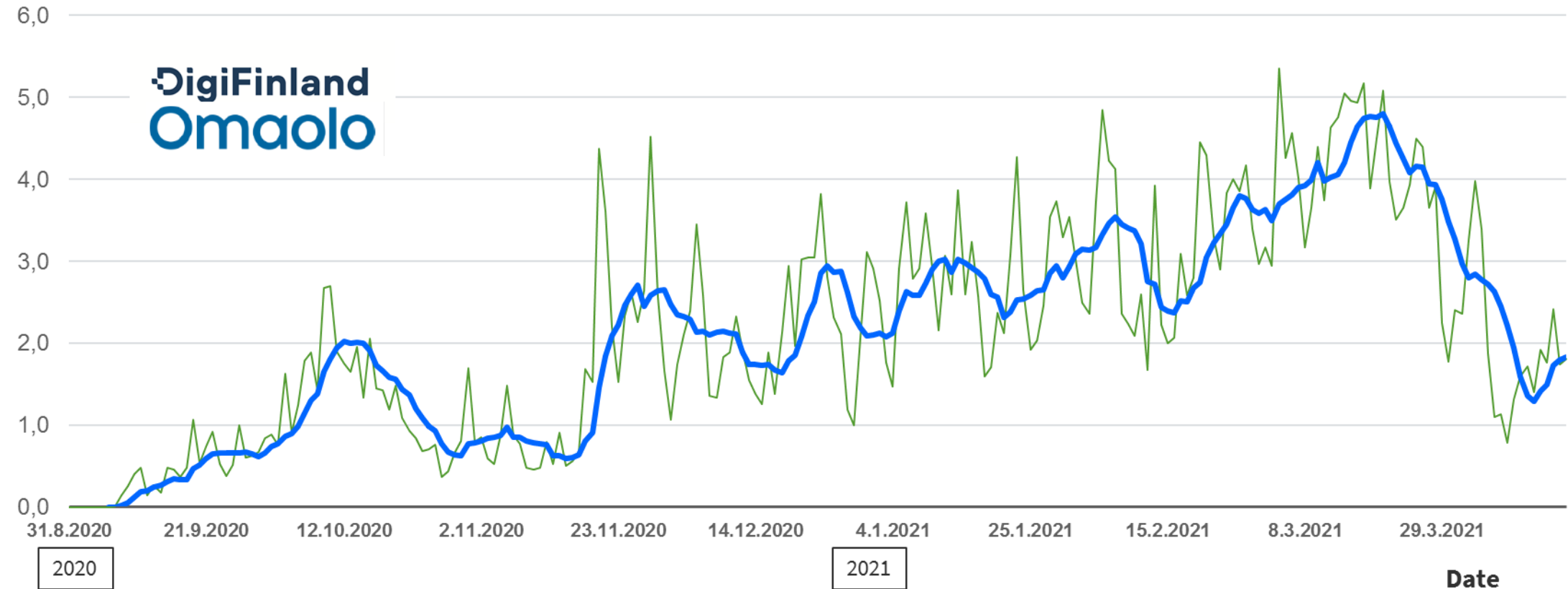
Realtime online reporting of Covid-19 symptoms based on Omaolo symptom checker in Finland



Omaolo symptom checker questionnaires referred from Koronavilkku mobile solution in Finland

Per cent (%)

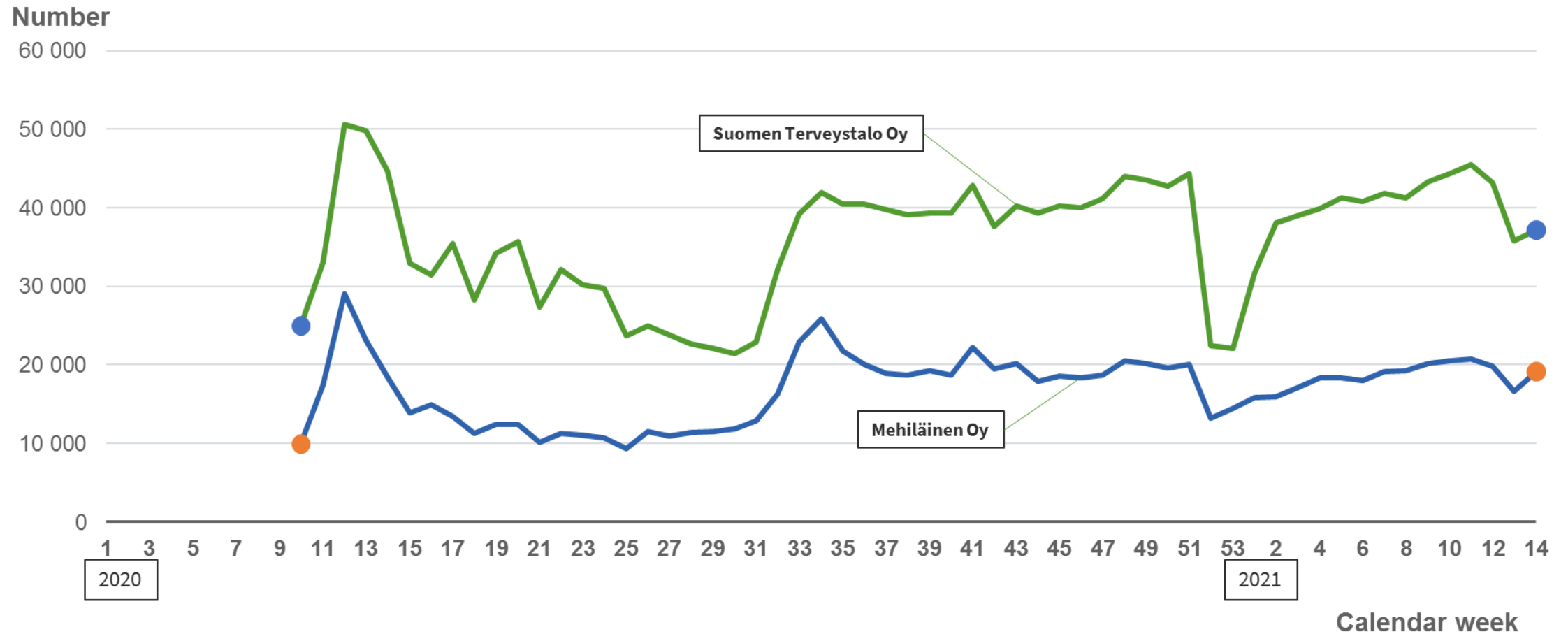
2.-3. wave



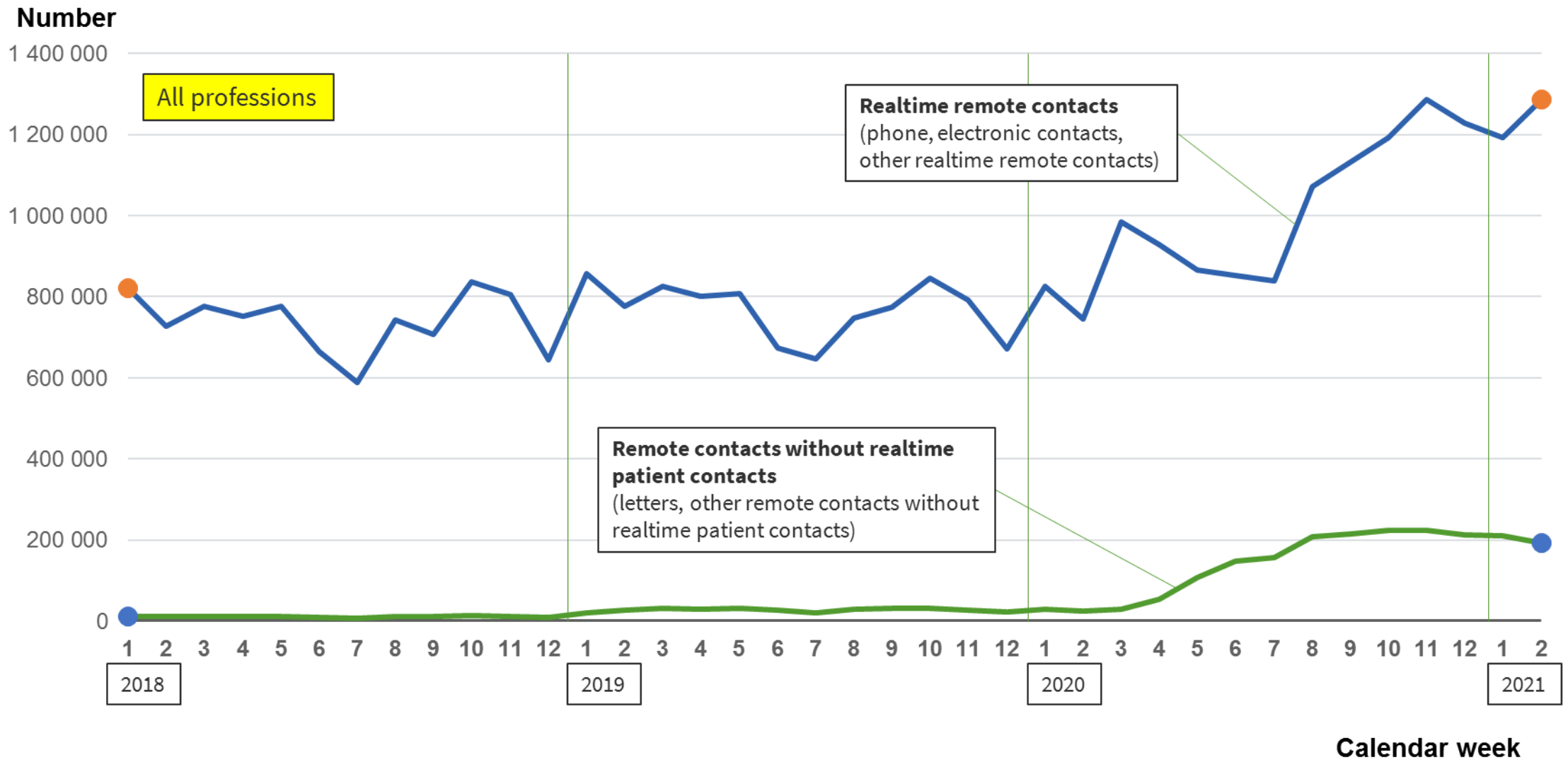
Private sector healthcare providers' dashboards in Finland



Private sector healthcare providers' dashboards in Finland



Public primary healthcare remote contacts by month in 2018–2021 in Finland



Use (%) of *My Kanta Pages* by Adults by Primary Healthcare Organizer Areas and Hospital Districts in 2018

2018

	2017	2018	2019	2020
# Users	1.9M	2.2M	2.4M	2.7M
% Adults	42%	49%	54%	63%

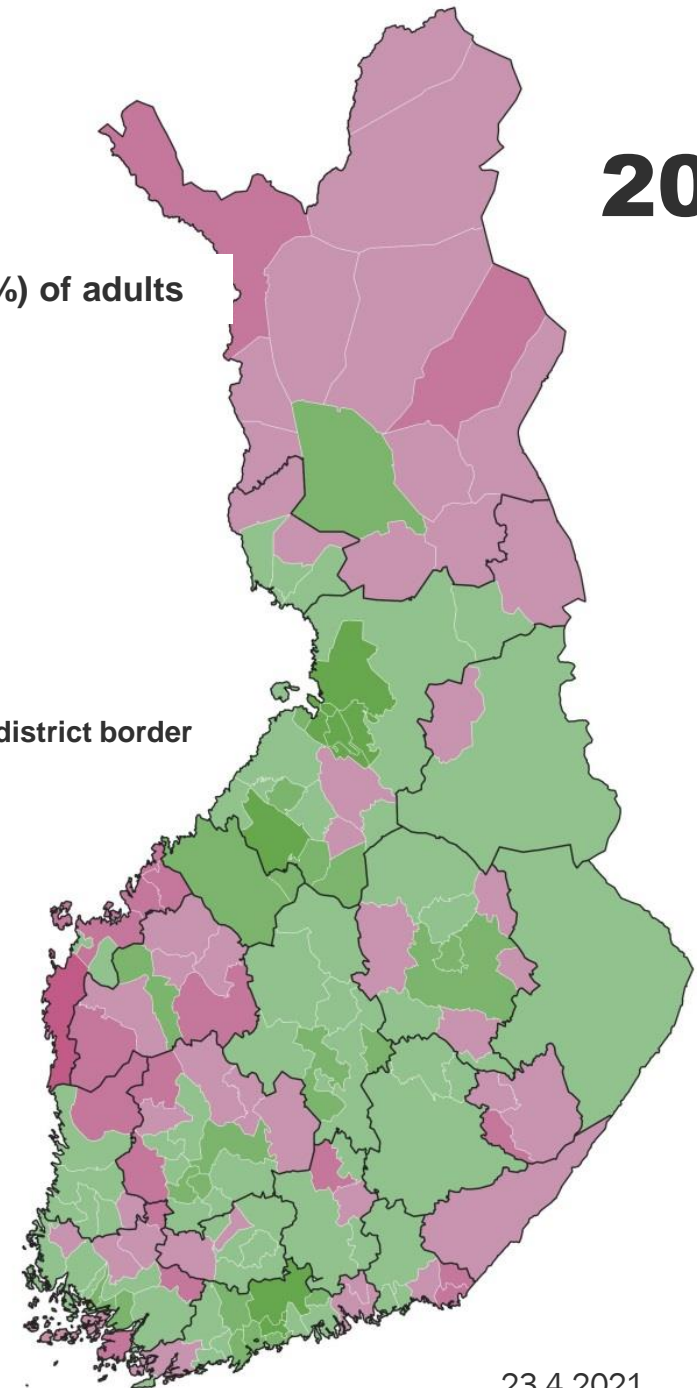
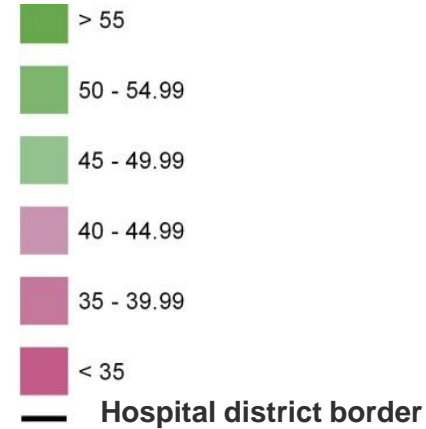
Adults = at least 18-year-old persons

Proportion of My Kanta Pages users by age groups

Age group	2018	2019	2020
<18 years	2%	2%	5%
18-35 years	51%	58%	68%
36-50 years	49%	57%	67%
51-65 years	51%	58%	64%
>65 years	37%	45%	48%
66-75 years		55%	60%
>75 years		28%	32%

Working-age groups

Proportion (%) of adults



”

Diverse
knowledge,
competence
and an ability to
build a better
tomorrow.

Markku Tervahauta
Director General



This is THL

Meaningful work for the welfare of us all.

Our organisation

We operate in the administrative branch of the
Ministry of Social Affairs and Health

